

Large Wood Table Plans



GENERAL INSTRUCTIONS:

All Grill Dome Kamados are packaged with 3 ceramic shoes. When placing the Grill Dome inside the table, sit the unit on these 3 ceramic shoes. This will allow proper airflow under the unit for heat displacement and will prevent any discoloration or damage to the surface on which the Grill Dome will sit.

GRILL DOME TABLE SIZES:

	GD Table	Vinyl Cover Size
XL	58" X 32"	Item # 200555 Vinyl Cover for Table 58X32
Large	58" X 30"	Item # - 200550 Vinyl Cover for Table 58X30
Small	58" X 30"	Item # - 200550 Vinyl Cover for Table 58X30

BILL OF MATERIALS:

Cut into the following pieces

1 ¼" X 6" X 10' – 5 pieces	58" - 5 pieces, 21" - 9 pieces
2" X 4" X 10' – 2 pieces	51.5" - 2 pieces, 28" - 4 pieces
1" X 4" X 8' – 2 pieces	56" - 2 pieces, 21" - 2 pieces
4" X 4" X 8' – 2 pieces	31.5" - 4 pieces

Screws:

1 5/8" Screws - 120 Screws
2 1/2" Screws - 40 Screws

Casters:

Casters - 2" or bigger – 4 Casters

DIMENSIONS:

	Lengths			Widths				Heights			Dia
	L1"	L2"	L3"	W1"	W2"	W3"	W4"	H1"	H2"	H3"	A"
XL	58"	56"	53"	32"	31 ½"	30"	23"	35"	31 ½"	15 ½"	27"
Large	58"	56"	53"	30"	29 ½"	28"	21"	35"	31 ½"	15"	21"
Small	58"	56"	53"	30"	29 ½"	28"	21"	35"	31 ½"	12 ½"	15 ½"

Large Table with Vinyl Cover - Item # - 200550



Table Top for Large, Medium and Small Tables - 58X30

TABLE TOP - TOP VIEW

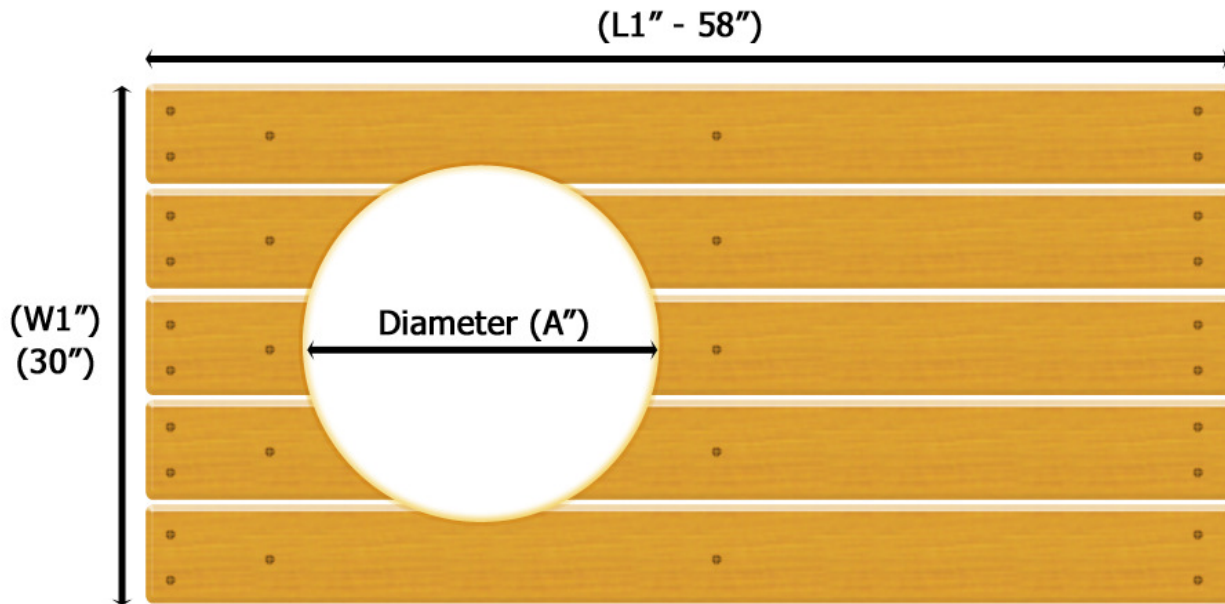


TABLE TOP - BOTTOM VIEW

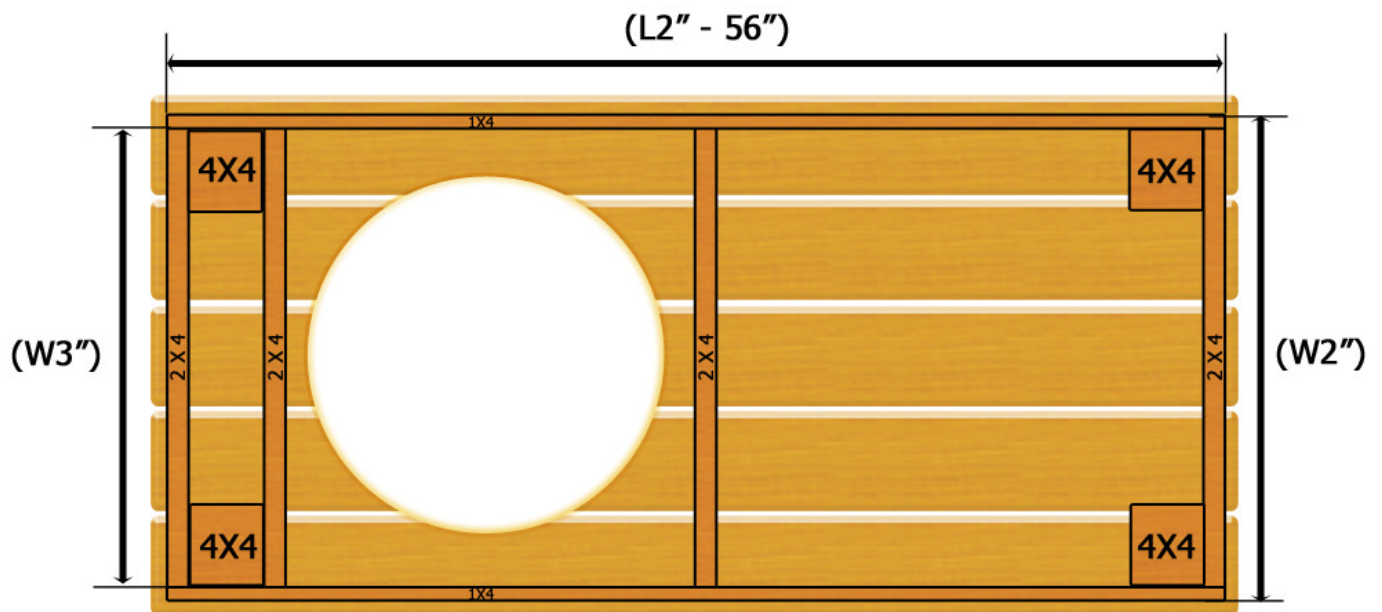


Table Top for SuperDome Table - 58X32

TABLE TOP - TOP VIEW

(L1" -58")

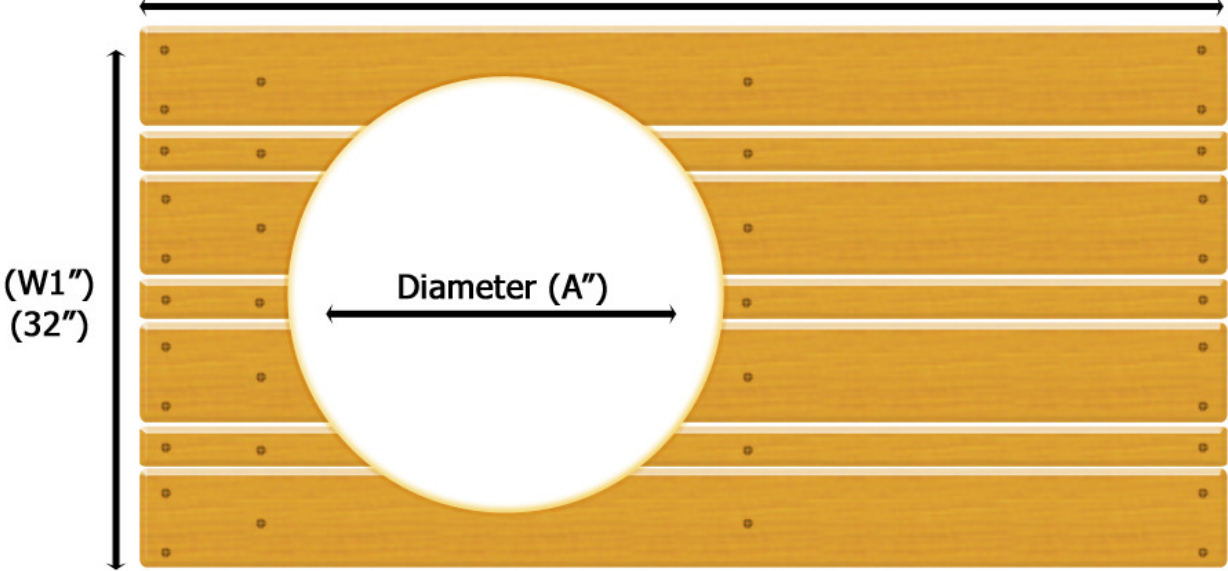
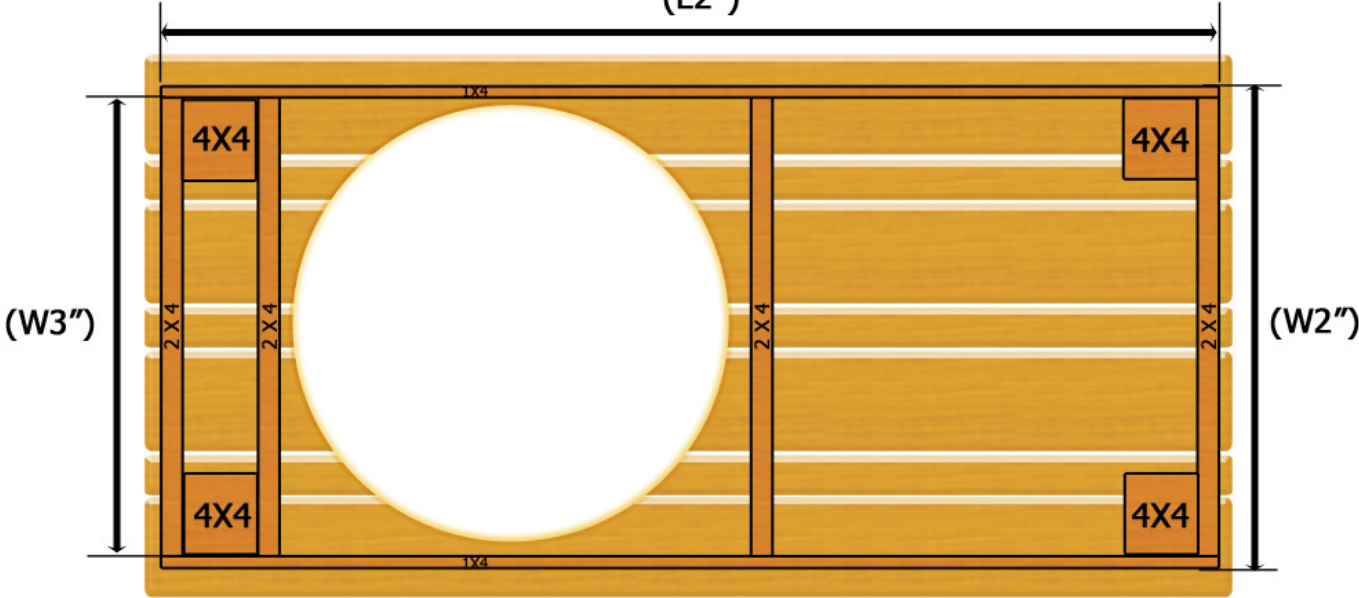
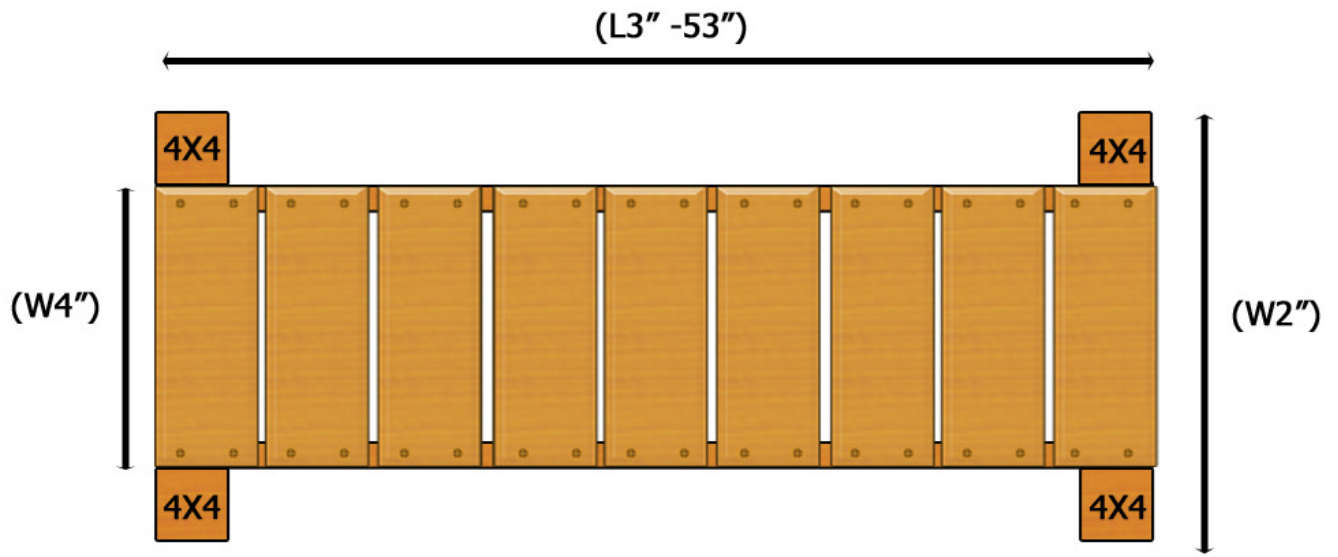


TABLE TOP - BOTTOM VIEW

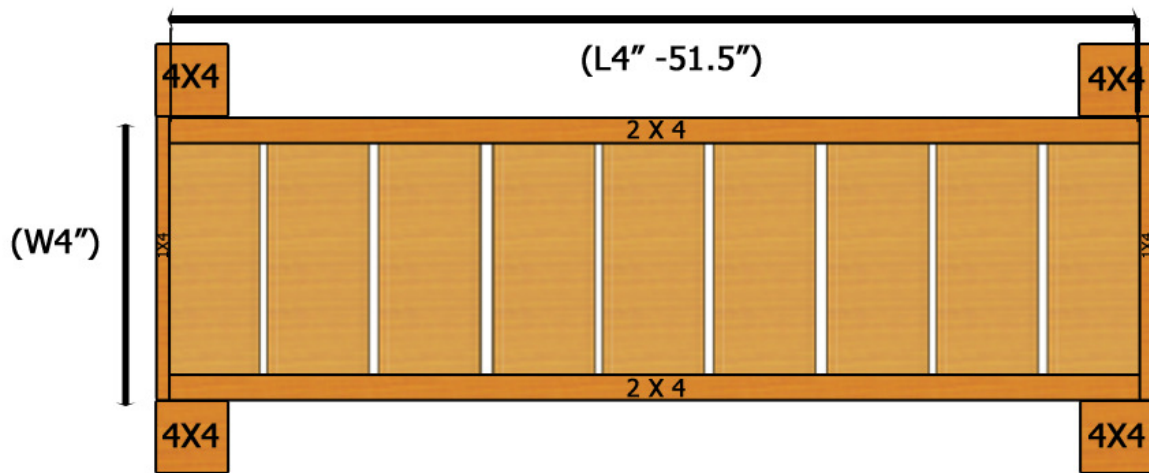
(L2")



BOTTOM SHELF - TOP VIEW



BOTTOM SHELF - BOTTOM VIEW



SIDE VIEW - LONG

(L1" - 58")



SIDE VIEW - SHORT

